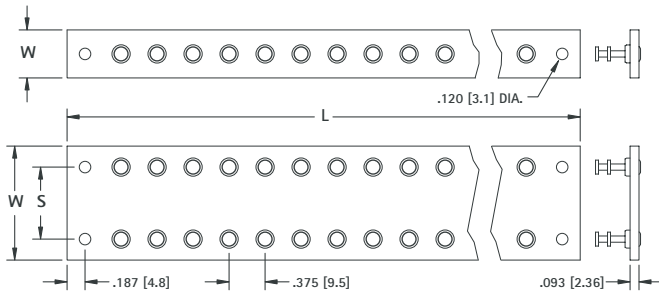
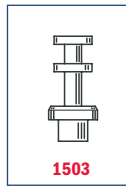



TURRET TERMINAL BOARDS

- Save Tooling • Economical • Complete Range of Sizes

Readi-Made Terminal Boards: Low cost, meets commercial and military specifications. Produced in large quantities, making it possible to eliminate tooling and setup charges usually applied to non-standard boards.

BOARDS ON THIS PAGE ARE NOT SCORED



Terminals are staked in all holes except end mounting holes.

MATERIAL: Choice of either PBE or GEE.

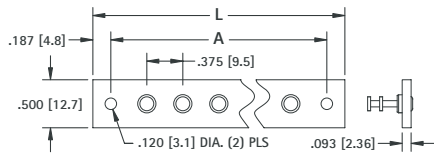
PBE: Paper base electrical, MIL-1-24768/20, Type XP natural, Temp. 250°F (121°C) max.

GEE: Glass epoxy, MIL-1-24768/27, Type G-10, Temp. 300°F (155°C) max.

Terminals: Brass, ASTM-B16. Tin Plate, MIL-T-10727. Other plating can be furnished.

MODIFICATIONS

Boards can be modified with other materials or terminals of your choice. Marking can also be added. Quotations upon request.



Terminals are staked in all holes except end mounting holes.

MATERIAL: PBE

PBE: Paper base electrical, FED. LP-513, Type XP natural, Temp. 250°F (121°C) max.

Terminals: Brass, ASTM-B16. Tin Plate, MIL-T-10727.

Other plating can be furnished.

W	S	L	NO. OF TERMS EACH SIDE	MATERIAL PBE CAT. NO.	MATERIAL GEE CAT. NO.
.500 [12.7]	Single Row	2.625 (66.7)	5	15101	15301
		5.250 (133.4)	12	15102	15302
		7.875 (200.0)	19	15103	15303
		10.500 (266.7)	26	15104	15304
		13.125 (333.4)	33	15105	15305
1.188 (30.2)	.750 (19.1)	2.625 (66.7)	5	15106	15306
		5.250 (133.4)	12	15107	15307
		7.875 (200.0)	19	15108	15308
		10.500 (266.7)	26	15109	15309
		13.125 (333.4)	33	15110	15310
1.500 (38.1)	1.000 (25.4)	2.625 (66.7)	5	15111	15311
		5.250 (133.4)	12	15112	15312
		7.875 (200.0)	19	15113	15313
		10.500 (266.7)	26	15114	15314
		13.125 (333.4)	33	15115	15315
2.000 (50.8)	1.500 (38.1)	2.625 (66.7)	5	15116	15316
		5.250 (133.4)	12	15117	15317
		7.875 (200.0)	19	15118	15318
		10.500 (266.7)	26	15119	15319
		13.125 (333.4)	33	15120	15320
2.500 (63.5)	2.000 (50.8)	2.625 (66.7)	5	15121	15321
		5.250 (133.4)	12	15122	15322
		7.875 (200.0)	19	15123	15323
		10.500 (266.7)	26	15124	15324
		13.125 (333.4)	33	15125	15325
3.000 (76.2)	2.500 (63.5)	2.625 (66.7)	5	15126	15326
		5.250 (133.4)	12	15127	15327
		7.875 (200.0)	19	15128	15328
		10.500 (266.7)	26	15129	15329
		13.125 (333.4)	33	15130	15330

	1503	1509	1545	1507
		Hole thru		Hole thru
	CAT. NO.	CAT. NO.	CAT. NO.	CAT. NO.
L	A	NO. OF TERMS		
1.125 (28.6)	.750 (19.1)	1	603-1	607-1
1.500 (38.1)	1.125 (28.6)	2	603-2	607-2
1.875 (47.6)	1.500 (38.1)	3	603-3	607-3
2.250 (57.2)	1.875 (47.6)	4	603-4	607-4
2.625 (66.7)	2.250 (57.2)	5	603-5	607-5
3.000 (76.2)	2.625 (66.7)	6	603-6	607-6
3.375 (85.7)	3.000 (76.2)	7	603-7	607-7
3.750 (95.3)	3.375 (85.7)	8	603-8	607-8
4.125 (104.8)	3.750 (95.3)	9	603-9	607-9
4.500 (114.3)	4.125 (104.8)	10	603-10	607-10


QUICK-FIT TERMINAL STRIPS

MATERIAL: Fiberglass - NEMA GRADE GPO-3.

A glass polyester rated for continuous operation at 300°F (155°C) .062 (1.57) thick

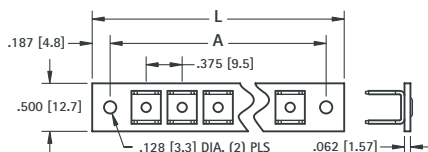
Backing Strips: .031 (.79) thick fibre with mounting holes drilled only

Terminals: Brass



CAT. NO. 1254 .018 (.46) thick Bright Electro Tin MIL-F-14072

CAT. NO. 1257 .032 (.81) thick Bright Brass Other platings available on special order



.205 (5.2) TABS		.250 (6.4) TABS		.205 TAB	.250 TAB	
				1254	BACKING INSULATOR .031 (.79) THICK FIBER	
					1257	
L LENGTH	A MTG. CENTERS	NO. TERM. EACH SIDE	CAT. NO.	BACKING STRIP CAT. NO.	CAT. NO.	
1.500 (38.1)	1.125 (28.6)	2	4056	4401	4116	
2.250 (57.2)	1.875 (47.6)	4	4057	4402	4117	
3.000 (76.2)	2.625 (66.7)	6	4058	4403	4118	
3.750 (95.3)	3.375 (85.7)	8	4059	4404	4119	
4.500 (114.3)	4.125 (104.8)	10	4060	4405	4120	